InBody 720

THE PRECISION BODY COMPOSITION ANALYZER

Body Composition Analyzer _ InBody for Medical Use

A True Body Composition Analyzer

InBody 720 has overcome the limitations conventional BIA equipment has faced - accuracy and data reproducibility.
Its 8-point tactile electrode system and segmental analysis are recognized by worldwide patents.

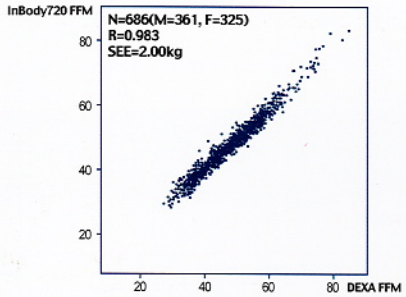

The accuracy rate of InBody is over 98.0%, proved by validation studies against DEXA.

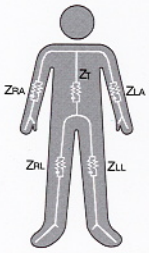

Segmental analysis of InBody makes it possible to see the degree of accurate muscle development in each segment.

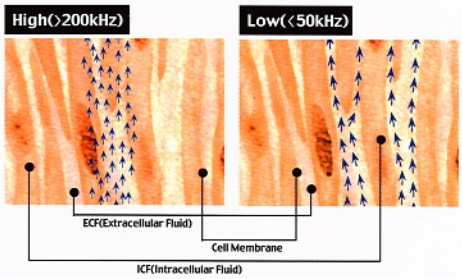

InBody accurately estimates intracellular water and extracellular water. It is very useful in monitoring changes of body water during hemodialysis and peritoneal dialysis.

InBody uses a broad range of multi-frequency (1kHz~1MHz) so that it can accurately differentiate intracellular water from total body water.

InBody 720 estimates Visceral Fat Area, the major cause and indicator of various life threatening diseases.

InBody 720 Body Composition Analysis

I.D.	AGE	HEIGHT	GENDER	DATE / TIME
SR0058	39	159cm	F	2004.07.01/09:23:50(65000)

Body Composition Analysis

Compartments	Values	Total Body Water	Soft Lean Mass	Fat Free Mass	Weight	Normal Rang
I C W (ℓ) Intracellular Water	19.9	32.6	41.7	44.2	65.9	16.8 ~ 20.5
E C W (ℓ) Extracellular Water	12.7					10.3 ~ 12.6
Protein (kg)	8.6					7.2 ~ 8.9
Mineral (kg)	3.00	non-osseous / osseous: 2.49				2.50 ~ 3.10
Body Fat Mass (kg)	21.7					9.8 ~ 19.5

▸ Mineral is estimated.

Muscle - Fat Analysis

	Under / Normal / Over (UNIT:%)	Normal Rang
Weight (kg)	55 70 85 100 115 130 145 160 175 190 205 — 65.9	45.8 ~ 62.0
S M M (kg) Skeletal Muscle Mass	70 80 90 100 110 120 130 140 150 160 170 — 23.9	20.1 ~ 24.5
Body Fat Mass (kg)	40 60 80 100 160 220 280 340 400 460 520 — 21.7	4.8 ~ 19.5

Obesity Diagnosis

	Under / Normal / Over	Normal Rang
B M I (kg/m²) Body Mass Index	10 15 18.5 21.5 25 28 33 38 43 48 53 — 26.1	18.5 ~ 25.0
P B F (%) Percent Body Fat	8 13 18 23 28 33 38 43 48 53 58 — 33.0	18.0 ~ 28.0
W H R Waist-Hip Ratio	0.65 0.70 0.75 0.80 0.85 0.90 0.95 1.00 1.05 1.10 1.15 — 0.86	0.75 ~ 0.85

Lean Balance

Lean / Lean/Ideal Lean x100 (%)

	Under / Normal / Over (UNIT:%)	Lean	Lean/Ideal Lean x100 (%)	Segmental Edema ECF/TBF	Segmental Edema ECW/TBW	Edema ECF/TBF	Edema ECW/TBW
Right Arm (kg)	40 60 80 100 120 140 160 180	2.19	103.8	0.333	0.380		
Left Arm (kg)	40 60 80 100 120 140 160 180	2.06	97.7	0.352	0.400		
Trunk (kg)	70 80 90 100 110 120 130 140	19.7	84.7	0.352	0.400		
Right Leg (kg)	70 80 90 100 110 120 130 140	6.83	85.9	0.333	0.380		
Left Leg (kg)	70 80 90 100 110 120 130 140	6.81	85.6	0.333	0.380		
						0.343	0.39

Body Composition History

DATE / TIME	Weight	SMM	Fat	Score	ECF/TBF
04/03/05 09:55	67.0	23.0	24.5	73	0.348
04/04/02 10:30	66.8	23.0	23.5	73	0.349
04/05/12 09:50	66.5	23.2	22.7	73	0.345
04/06/08 10:23	66.0	23.7	22.0	74	0.343
04/07/01 09:23	65.9	23.9	21.7	74	0.345

Additional Data

		(Normal Range)
Obesity Degree	= 124 %	90 ~ 110
B C M	= 24.1 kg	24.0 ~ 29.3
B M C	= 2.49 kg	2.35 ~ 2.52
B M R	= 1324 kcal	1128 ~ 1378

Anthropometry

NECK = 33.6cm	CHEST = 95.1cm
ABD = 84.1cm	HIP = 97.5cm
ACR = 34.4cm	ACL = 34.3cm
THIGHR = 54.1cm	THIGHL = 54.1cm
AMC = 28.5cm	

Applications

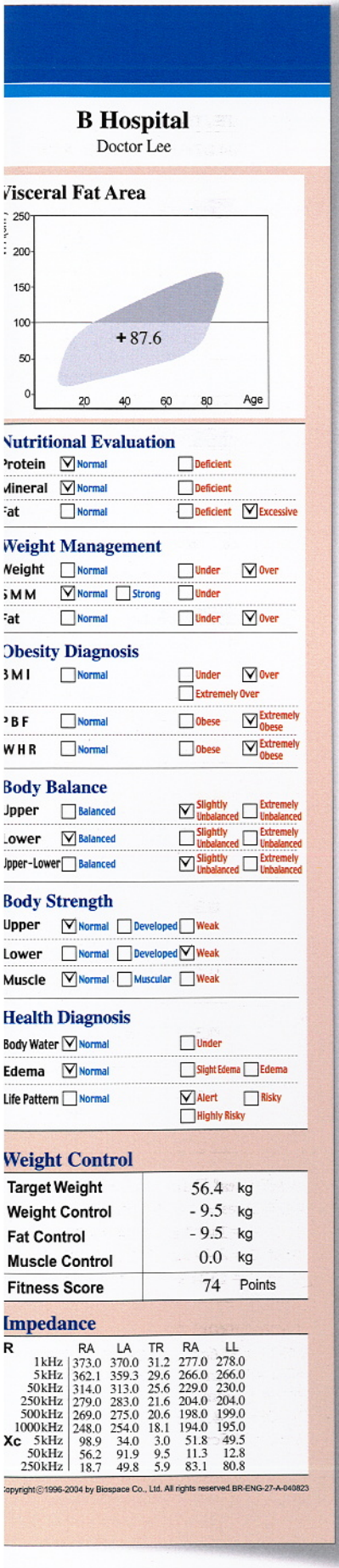

B Hospital
Doctor Lee

Visceral Fat Area

250 / 200 / 150 / 100 / 50 / 0 — 20 / 40 / 60 / 80 / Age — + 87.6

Nutritional Evaluation

Protein	☑ Normal	☐ Deficient	
Mineral	☑ Normal	☐ Deficient	
Fat	☐ Normal	☐ Deficient	☑ Excessive

Weight Management

Weight	☐ Normal	☐ Under	☑ Over
SMM	☑ Normal ☐ Strong	☐ Under	
Fat	☐ Normal	☐ Under	☑ Over

Obesity Diagnosis

BMI	☐ Normal	☐ Under ☐ Extremely Over	☑ Over
PBF	☐ Normal	☐ Obese	☑ Extremely Obese
WHR	☐ Normal	☐ Obese	☑ Extremely Obese

Body Balance

Upper	☐ Balanced	☑ Slightly Unbalanced	☐ Extremely Unbalanced
Lower	☑ Balanced	☐ Slightly Unbalanced	☐ Extremely Unbalanced
Upper-Lower	☐ Balanced	☑ Slightly Unbalanced	☐ Extremely Unbalanced

Body Strength

Upper	☑ Normal	☐ Developed	☐ Weak
Lower	☐ Normal	☐ Developed	☑ Weak
Muscle	☑ Normal	☐ Muscular	☐ Weak

Health Diagnosis

Body Water	☑ Normal	☐ Under	
Edema	☑ Normal	☐ Slight Edema	☐ Edema
Life Pattern	☐ Normal	☑ Alert ☐ Highly Risky	☐ Risky

Weight Control

Target Weight	56.4	kg
Weight Control	- 9.5	kg
Fat Control	- 9.5	kg
Muscle Control	0.0	kg
Fitness Score	74	Points

Impedance

R	RA	LA	TR	RA	LL
1kHz	373.0	370.0	31.2	277.0	278.0
5kHz	362.1	359.3	29.6	266.0	266.0
50kHz	314.0	313.0	25.6	229.0	230.0
250kHz	279.0	283.0	21.6	204.0	204.0
500kHz	269.0	275.0	20.6	198.0	199.0
1000kHz	248.0	254.0	18.1	194.0	195.0
Xc 5kHz	98.9	34.0	3.0	51.8	49.5
50kHz	56.2	91.9	9.5	11.3	12.8
250kHz	18.7	49.8	5.9	83.1	80.8

Copyright©1996-2004 by Biospace Co., Ltd. All rights reserved.BR-ENG-27-A-040823

Diagnosis and Prevention of Obesity

Percent Body Fat, Visceral Fat Area, Waist-Hip Ratio, BMI, Circumferences of various body parts

Obesity is more than a cosmetic problem; It' s a health hazard. Although it is important to treat obesity, now the focus is more on prevention of obesity before body composition goes out of balance.



In addition to BMI (Body Mass Index), WHR (Waist-Hip Ratio) and anthropometrics, InBody 720 reveals VFA (Visceral Fat Area) and muscle to body fat ratio which are the major indicators of obesity and aging related diseases. As such, the balanced state of body composition guides analyzing possibility of developing obesity, and monitoring treatment process and changes after treatment.

Sports Medicine and Rehabilitation Medicine

Lean Balance (Right Arm, Left Arm, Trunk, Right Leg, Left Leg), Body Balance, Body Strength.

Precise segmental analysis of InBody 720 distinguishes obesity from muscle development and the right-handed people from the left-handed. It helps monitoring the effects of physical exercises and segmental treatment in a scientific way.

Primary Care Medicine/ General Practitioner

Nutritional Evaluation, Weight Management, Obesity Diagnosis, Body Balance, Body Strength, Health Diagnosis, Fitness Score.

Nutritionally normal in condition? Body segments in balance? Body water in balance? Maintaining a healthy lifestyle? at the right fitness level? InBody 720 has all the answers for these questions. InBody 720 examines balanced state of body in several aspects thus, checks overall health conditions. It provides information useful to give cautions to the subject developing serious health conditions.

Others

Nephrology/ Growth clinics/ Geriatrics/ Anti-aging/ Plastic Surgery/ Neuropsychiatry/ Diabetes and Endocrinology/ Internal Medicine/ Public Health/ Enterprises and Public Organizations/ Universities

Specifications

Electrode Method		Tetrapolar 8-Point Tactile Electrode System
Measurement Sites		Right Arm, Left Arm, Trunk, Right Leg, Left Leg
Measurement Method		Direct Segmental Measurement System
Measurement Items	Resistanace (R)	1kHz, 5kHz, 50kHz, 250kHz, 500kHz, 1000kHz(1MHz)
	Reactance (Xc)	5kHz, 50kHz, 250kHz
	Phase Angle (φ)	5kHz, 50kHz, 250kHz
Body Composition Calculation Method		No Empirical Estimation
Outputs		Visceral Fat Area(VFA, cm^2) Fat Mass(FAT, kg) Intracellular Water(ICW, ℓ) Extracellular Water(ECW, ℓ) Total Body Water(TBW, ℓ) Edema Segmental Edema Segmental Lean Distribution(kg) Skeletal Muscle Mass(kg)
Applied Rating Current		100μA(1kHz), 500μA(others)
Power Consumption		60VA
Power Source		100-240V, 50/60Hz
Display Type		640 × 480 Color TFT LCD
External Interface		RS-232C 3EA, USB(Ver. 1.1) 2EA, Ethernet(10/100 Base-T) 1EA
Printer Interface		IEEE1284 (25pin parallel, with PCL 3 or above), USB
Compatible Printer		Laser/Inkjet Printer (the printers recommended by Biospace)
Dimensions		520.0(W) × 870.0(L) × 1200.0(H) : mm
Machine Weight		45kg
Measurement Duration		Less than 2 minutes
Operation Environment		10 ~ 40℃(50 ~ 104℉), 30 ~ 80% RH
Storage Environment		0 ~ 40℃(32 ~ 104℉), 30 ~ 80% RH
Optimum Pressure		500 ~ 1060hPa
Weight Range		10 ~ 250kg(22 ~ 551lbs)
Age Range		6 ~ 99years
Height Range		110 ~ 220cm(43.3 ~ 86.6in)

※The aforementioned information is subject to change without prior notice.

Certifications and patents obtained by Biospace

U.S. patent U.S. 5720296 | Canada patent C.N. 2225184 | German patent | France patent | England patent | Italy patent | Japan patent

© 2004 Biospace Co., Ltd. All rights reserved. BSPR-PB27-02E-00-041030

BIOSPACE

Biospace Co., Ltd.
TEL : + 82-2-501-3939
FAX : + 82-2-501-3978
http://www.biospace.co.kr
E-mail : biospace@biospace.co.kr

Biospace, Inc.
TEL : +1-310-358-0360
FAX : +1-310-358-0370
http://www.biospaceamerica.com
E-mail : USA@biospaceamerica.com

Biospace Japan, Inc.
TEL : + 81-3-5298-7667
FAX : + 81-3-5298-7668
http://www.biospace.co.jp
E-mail : biospace@biospace.co.jp

DanilSMC Co., Ltd. [Asia]
TEL : + 82-2-3462-5400
FAX : + 82-2-3462-5105
E-mail : danilsmc@danilsmc.com